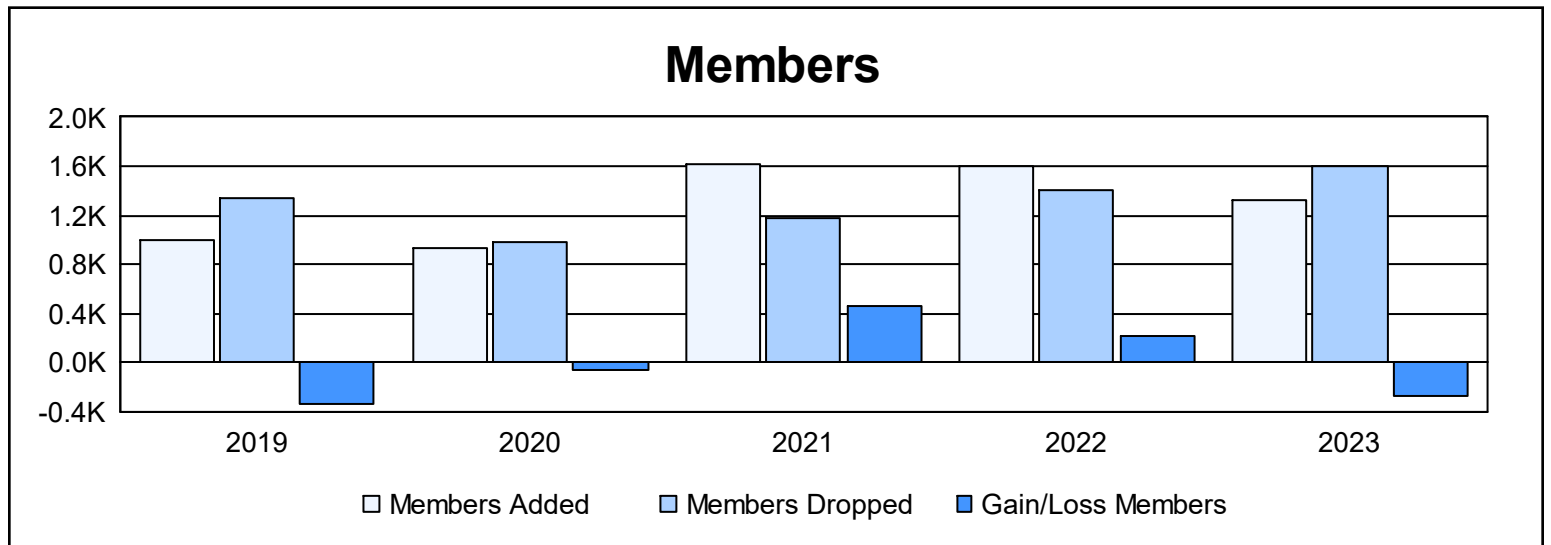
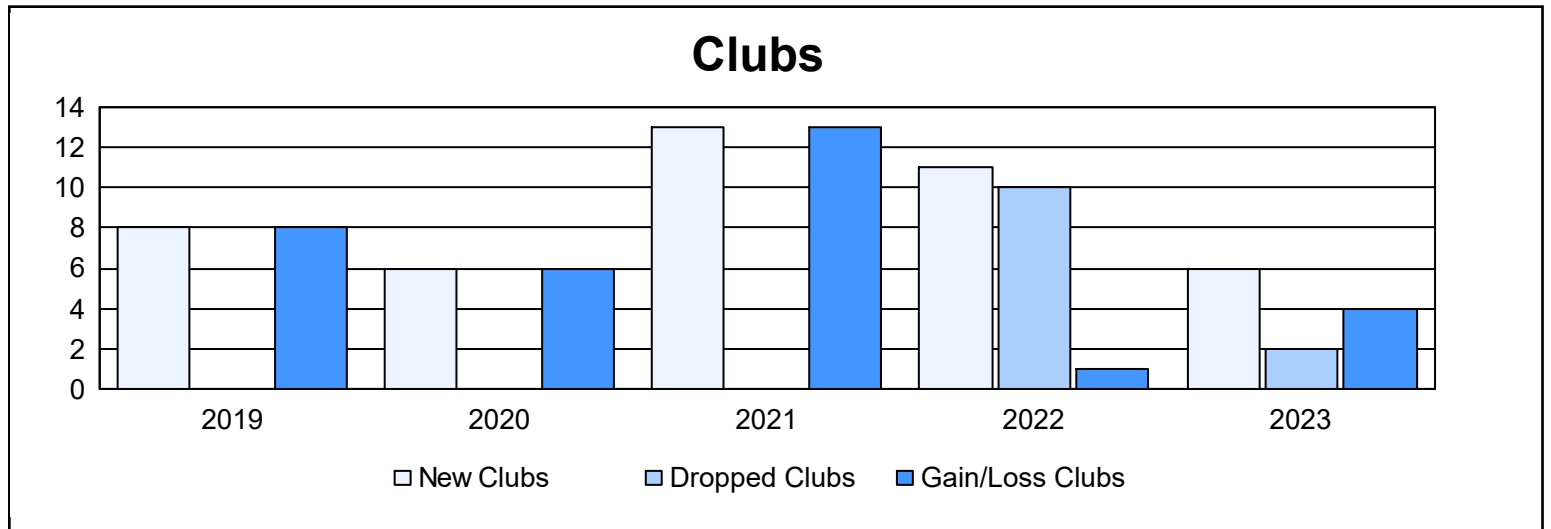
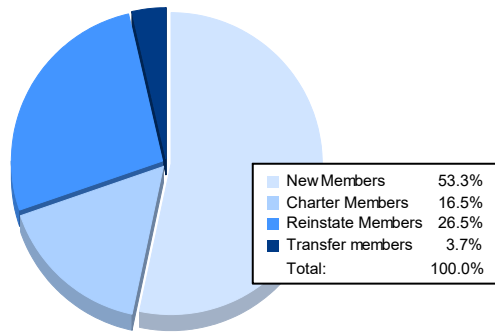


| Year | New Clubs | Dropped Clubs | Gain/Loss Clubs | New Members | Charter Members | Reinstate Members | Transfer Members | Total Member Added | Total Members Dropped | Gain/Loss Members |
|----------------|-----------|---------------|-----------------|-------------|-----------------|-------------------|------------------|--------------------|-----------------------|-------------------|
| 2018-2019 | 8 | 0 | 8 | 724 | 233 | 24 | 19 | 1,000 | 1,341 | -341 |
| 2019-2020 | 6 | 0 | 6 | 623 | 219 | 63 | 20 | 925 | 989 | -64 |
| 2020-2021 | 13 | 0 | 13 | 1,168 | 396 | 35 | 25 | 1,624 | 1,169 | 455 |
| 2021-2022 | 11 | 10 | 1 | 1,173 | 316 | 86 | 31 | 1,606 | 1,397 | 209 |
| 2022-2023 | 6 | 2 | 4 | 709 | 219 | 352 | 49 | 1,329 | 1,594 | -265 |
| Average | 9 | 2 | 6 | 879 | 277 | 112 | 29 | 1,297 | 1,298 | -1 |



Membership Composition June 2023 Cumulative



Gender Composition June 2023 Cumulative

